

Top Toss

THE GAME WHERE GETTING HOOKED WINS!

GAME PLAY

Players 2+ Ages 8+

CONTENTS:

6 bolo balls, 1 Top Toss tower (23 pieces total), and storage bag

OBJECT:

Try and score more points than your opponent by hanging or wrapping more bolo balls on the tower.

SET-UP:

See opposite side for assembly instructions. After the tower is assembled, place it on level ground.

PLAY:

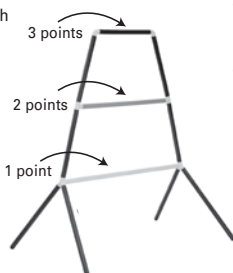
Top Toss can be played with either two players or two teams. Each player or team gets three bolo balls of the same color. If you're playing with teams, you will take turns throwing the bolo balls with your teammates.

Players should stand 25 feet away from the Top Toss Tower (younger players may stand closer). The youngest player goes first. He takes one of their three bolos and throws it towards the tower. Suggested way to throw bolo: hold one ball in your hand and swing it slowly back and forth underhanded, then release it to create a backward spin.

Play then alternates between players. Once all six Bolo Balls are thrown, they can be removed and thrown again to start a new round.

SCORING:

Points are scored when a Bolo Ball wraps around or hangs from one of the horizontal rungs of the tower. The top blue bar is worth 3 points, the middle orange bar is worth 2 points, the bottom yellow bar is worth 1 point.



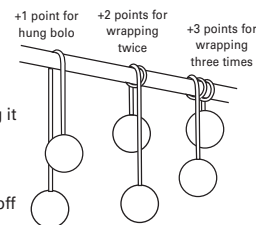
WINNER:

The first player or team to reach 21 points at the end of a round wins. If the team or player that throws first reaches 21, the other player or team still has one last throw to try and win.

In the event of a tie at the end of the round, each player or team plays another round and the highest score wins.

ADVANCED GAME PLAY OPTIONS:

- Add one point for every time the bolo ball wraps around the bar. For example, if you wrap it around the top rung two times, you would receive 5 points (3 points for landing it on the top bar and 2 points for wrapping it twice = 5 points). See diagram to right
- Add two points if you bounce the bolo ball off the ground before it wraps around a bar.
- If you knock your own bolo ball off the tower, you lose those points.
- If you knock your opponent's bolo ball off the tower, they lose the points that they received for that throw.
- Add two points if you hang a bolo ball on each rung (top, middle, and bottom) for one round.




ASSEMBLY

Pieces included:

BARS (for one tower)

A – blue bars - 5 pcs. (14.25")




B – orange bar - 1 pc. (22.25")



C – yellow bars - 2 pcs. (15")



D – blue legs - 4 pcs. (20")



CONNECTORS

① "L" Connectors - 2 pcs.



② "T" Connectors - 2 pcs.



③ Four Way Connectors - 2 pcs.



④ Feet - 4 pcs.



⑤ Tube Connector - 1 pc.

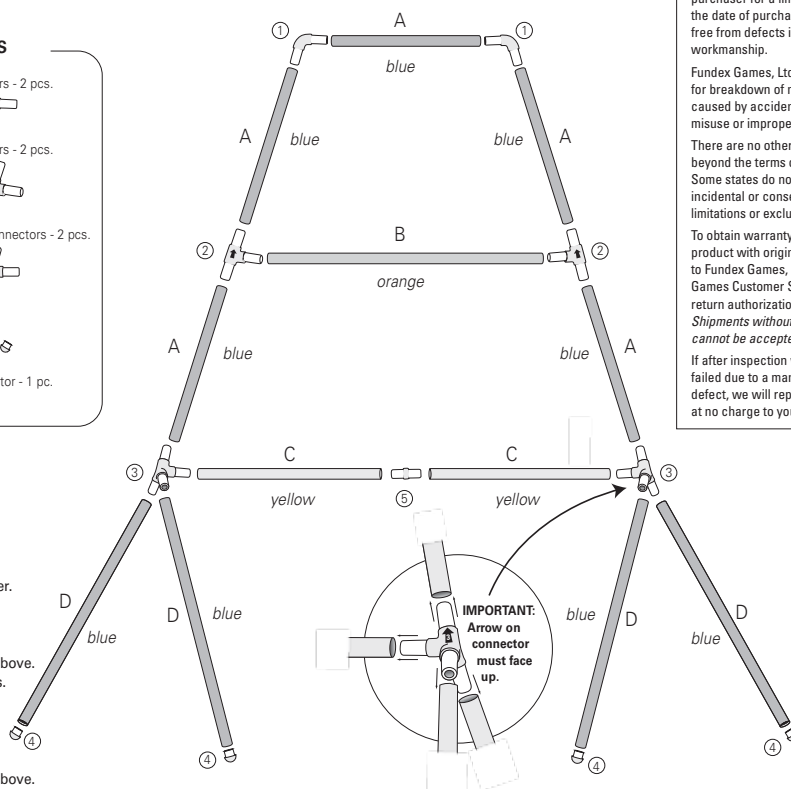


How to assemble your Top Toss Pro Towers:

(use the illustrations provided as a key)

It is easiest to start with the top of one Top Toss Pro Tower.

- Insert the ① connectors inside three of the "A" bars.
- Insert the ② connectors into the "A" bars mentioned above. Then attach the "B" orange bar to those ② connectors.
- Attach two more blue "A" bars onto the bottom of the ② connectors
- Insert the ③ connectors into the "A" bars mentioned above.
- Insert one yellow "C" bar then a ⑤ connector and then the other yellow "C" bar into the ③ connectors.
- Add the legs "D" and attach them to the ③ connectors.
- Finally, add the feet ④ to the legs "D".



WARNING

*Do not attempt to wrap bolo balls around body parts.

*Do not throw bolo balls at anything except the Top Toss Tower.

*Do not step or climb on the Top Toss Tower.

90 Day Limited Warranty

Fundex Games, Ltd. warrants to the original purchaser for a limited term of 90 days from the date of purchase that its products are free from defects in material and workmanship.

Fundex Games, Ltd. will NOT be responsible for breakdown of materials or defects caused by accident, abuse, alteration, misuse or improper care.

There are no other express warranties beyond the terms of this limited warranty. Some states do not allow for limitation of incidental or consequential damages, so the limitations or exclusions may not apply to you.

To obtain warranty service, return the product with original receipt, freight prepaid to Fundex Games, Ltd. Contact Fundex Games Customer Service Department for return authorization at 1-800-486-9787.

Shipments without return authorization cannot be accepted.

If after inspection we find that the product failed due to a manufacturing of material defect, we will repair or replace the product at no charge to you.



©2005 Fundex Games, Ltd. • P.O. Box 421309 • Indianapolis, IN 46242

MADE IN CHINA

Questions or comments? Write to us at the address above, call 1.800.486.9787 or email customerservice@fundexgames.com • www.fundexgames.com

In an effort to continually improve our products, items may vary from those shown.