

# KNOCK-OUT

*Aim and throw for a KNOCK-OUT!*

## INSTRUCTIONS

**Players:** 2

**Ages:** 6+

**Object:**

Try and knock out more targets than your opponent! The gameboard has nine targets that you must “knock out.” Each player gets a Knock-Out ball to throw at the targets to score points. The Knock-Out ball returns quickly so the action is fast.

**Contents:**

- 9 Targets
- Gameboard and assembly pieces
- 2 Knock-Out balls
- Instructions

**Gameplay:**

Place the Knock-Out! gameboard in an open area. Slide the nine targets into the holes of the gameboard so that the target is exactly halfway through the hole. Each player gets one Knock-Out ball and straps it to their throwing arm at the wrist. Once the game is set up, each player stands 10-12 feet away from it, on opposite sides (no cheating, you have to stay in that spot for the whole game). One player starts the game by calling out “Go!” Players throw the Knock-Out balls to try and knock out more targets than their opponent. The elastic string returns the ball to the player after each throw (be careful, it comes back very fast). If you don't catch the ball as it rebounds towards you, grab the string and pull it to you. As soon as the ball is back, throw it again. The first player to knock out 5 targets wins the game.

**Advanced gameplay:**

- Tic-Tac-Toe* – Knock out three targets in a row, diagonally, down or across to win.
- Four Corners* – Knock out the four corner targets of the gameboard. In the case of ties, use the center target as the tie-breaker.
- Snake* – Choose a starting point and pattern and both players try to knock out the same targets in order.

When younger, less experienced players, play against better players, you may adjust the throwing distance from the game to make play more competitive.

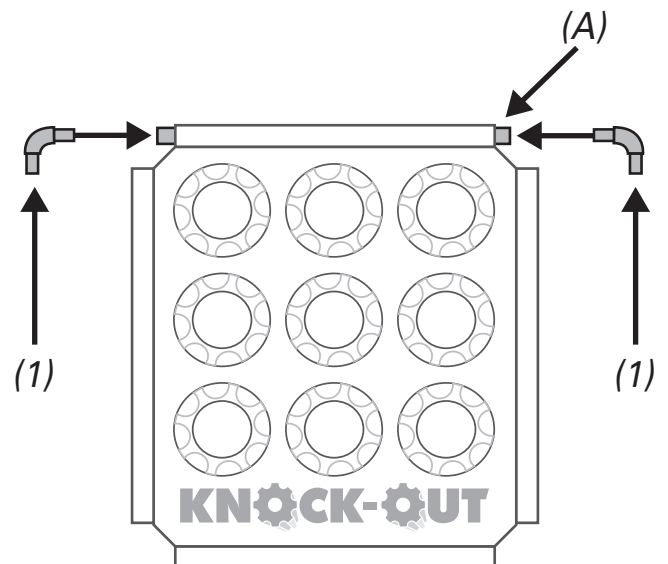
**Safety Precaution:**

*Make sure both players stand at least ten feet away from the gameboard. This prevents players from being hit by the Knock-Out ball after it is thrown. Only throw the Knock-Out ball at the targets in the gameboard and make sure no one is in the path of your throw.*

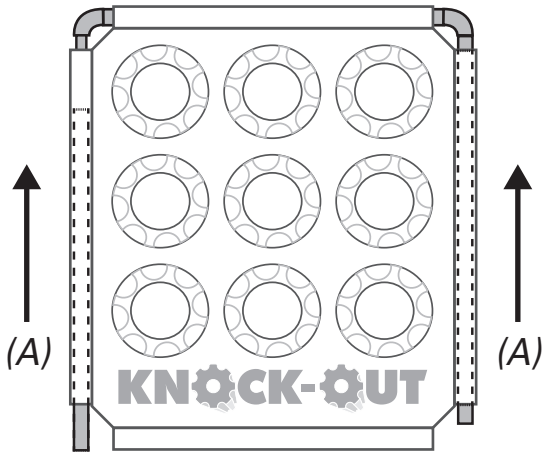
**Assembly:**

Included in the box are the following pieces:  
*The number or letter inside the ( ) is how the pieces will be referred to in the instructions.*

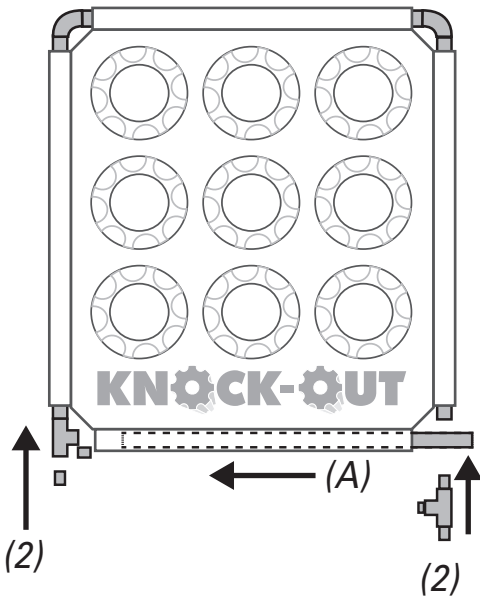
- 8 tubes 20.75” long ( A )
- 2 tubes 10” ( B )
- 2 corner connectors ( 1 )
- 2 “T” connectors ( 2 )
- 2 “Y” connectors ( 3 )
- 4 feet ( 4 )



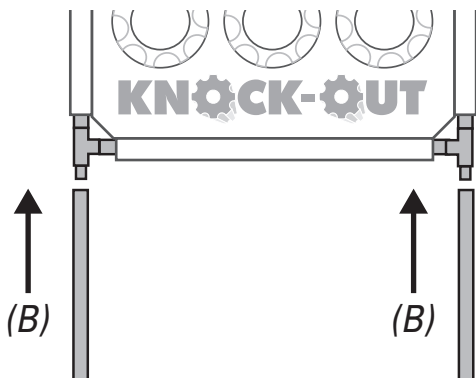
*Step 1: Slide one of the ( A ) tubes into the top pocket on the gameboard. An equal amount of tube should show on each side of the pocket. Insert both corner connectors ( 1 ) into both ends of the tube.*




Step 2: Insert two of the (A) tubes into the side pockets on the gameboard. Slide the tubes onto the corner connectors (1).



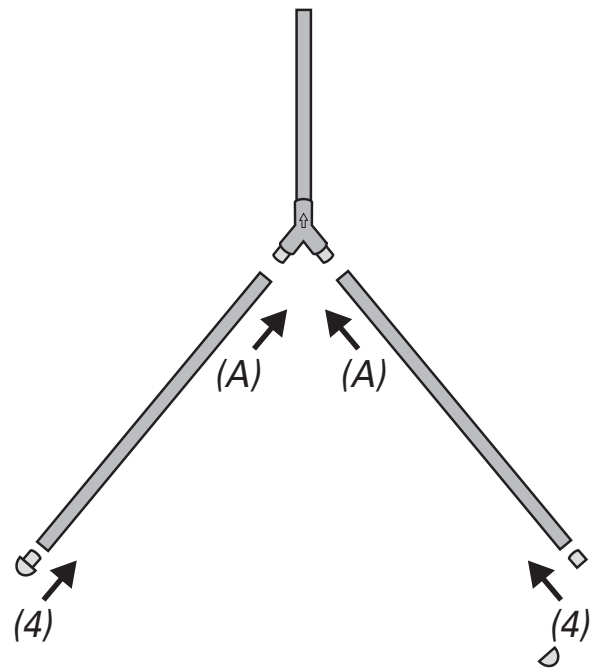
Step 3: Insert one (2) "T" connector into the bottom of one (A) piece you just put in place. Make sure the center stem faces the bottom pocket. Slide one (A) tube into the bottom pocket of the gameboard, onto the "T" connector. Then insert the other (2) "T" into the bottom of the other side (A) piece. Rotate, or bend out slightly, the (2) "T" connector and insert it into the bottom (A) piece [NOTE: This is a very tight fit, please bend out the frame carefully to fit the connector].



Step 4: Insert the two (B) tubes onto the bottom stems of the two "T" connectors that were just put in place.



Step 5: Insert the two (3) "Y" connectors into the bottom of the (B) tubes. NOTE: There is an arrow on the "Y" connectors, this arrow must be facing up towards the (B) piece when put into place.



Step 6: Insert the last four (A) tubes onto the bottom of the "Y" connectors. NOTE: Make sure to do this to both sides of the gameboard. Insert one (4) Foot piece into the bottom of each of the four open (A) tubes.



©2005 Fundex Games, Ltd. • P.O. Box 421309 • Indianapolis, IN 46242  
**MADE IN CHINA**  
 Questions or comments? Write to us at the address above, call 1.800.486.9787 or email [customerservice@fundexgames.com](mailto:customerservice@fundexgames.com) • [www.fundexgames.com](http://www.fundexgames.com)

In an effort to continually improve our products, items may vary from those shown.